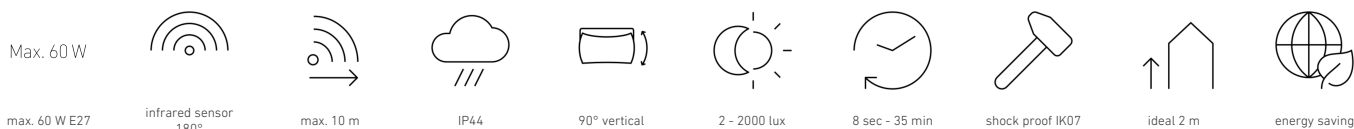


L 1 S

white
 EAN 4007841 650513
 Article number 650513

**Function description**

Practical design. Practical sensor-switched outdoor light L 1 S, ideal for building entrances and building fronts, 180° angle of coverage, reach up to 10 m, selectable time and twilight threshold, includes sheet of house numbers.

Technical specifications

Dimensions (L x W x H)	120 x 110 x 255 mm	Mounting height max.	3,00 m
With lamp	No	Slave modeselectable	No
Manufacturer's Warranty	3 years	Sneak-by guard	Yes
Settings via	Potentiometers	Capability of masking out individual segments	Yes
With remote control	No	Electronic scalability	No
Version	white	Mechanical scalability	No
PU1, EAN	4007841650513	Reach, radial	r = 3 m (14 m ²)
Application, place	Outdoors	Reach, tangential	r = 10 m (157 m ²)
Application, room	outdoors, front door, all round the building, courtyard & driveway	Photo-cell controller	Yes
includes sheet of self-adhesive numbers	Yes	Cover material	sticker
Installation site	wall	Lamp	All-purpose lamp
Impact resistance	IK07	Base	E27
IP-rating	IP44	Soft light start	No
Protection class	II	Twilight setting	2 – 2000 lx
Ambient temperature	-20 – 40 °C	Time setting	8 sec – 35 min
Housing material	Plastic	Basic light level function	No
		Interconnection	No

Sensor-switched outdoor light

L 1 S

white
EAN 4007841 650513
Article number 650513

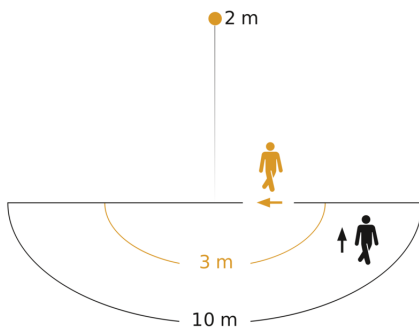


Technical specifications

Cover material	Plastic, opal
Mains power supply	230 – 240 V / 50 Hz
Output	60 W
Power consumption	0,55 W

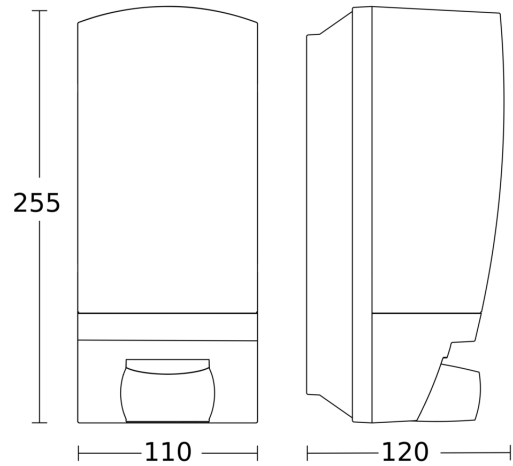
Optimum mounting height	2 m
Detection angle	180 °

Detection Zone



Possible mounting height: 1,80 m - 3,00 m
Orange: radial
Black: tangential

Dimension Drawing



Circuit diagram

